



Auto Maintenance - Locksmith Services  
Body & Collision - Auto Repair



# 2021 NEWSLETTER



**Like Our Facebook  
Page for Updates!**

**[https://www.facebook.com/  
azautorepair.net](https://www.facebook.com/azautorepair.net)**

## **WE ARE OPEN**

Monday 7:30am - 6:00pm

Tuesday 7:30am - 6:00pm

**Wednesday 8:00am - 6:00pm**

**\*Training Day\***

Thursday 7:30am - 6:00pm

Friday 7:30am - 6:00pm

**We will be Closed**

**for Christmas**

**December 24-25**

**& New Years**

**December 31**



**CHRISTMAS COOKIES?**

**NO, I HAVEN'T SEEN ANY  
CHRISTMAS COOKIES**




**HOLIDAY  
SALE!**

**DECEMBER SPECIAL**

**\$20 REBATE ON FVP  
PLANTINUM BATTERY**

**\$10 REBATE ON FVP  
VOLTEGE BATTERY**



Offer expires 12/31/2021



**“Great service.  
Friendly staff.  
Verify their work  
. Check  
customer  
satisfaction.”  
Katherine**



**“I’ve been searching for a  
reliable local BMW mechanic  
after having to go to Tucson  
twice to get repairs done. I’m  
happy to have found this  
company! Great customer  
service and the mechanics  
diagnosed the problem in just  
a couple of hours. I will be  
back for the long term!”  
Jonathan**

*Thank You*



**“Friendly, efficient,  
upfront, and personal...  
just the way I need a  
service provider to be for  
comfort with trusting  
them! I'm new to their  
service, but I feel like I've  
found a reliable local  
repair shop!!!” Christina**



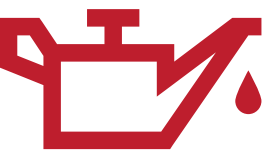
# Monthly Service Tip

## Don't bypass your Pre-Trip Auto Inspection!

Here's what to do before your next big road trip:



1. **Battery.** Check the terminals. If you see cracks, corrosion or damage, the battery may need to be replaced. This is important in case you need to use jumper cables to restart your engine.




2. **Engine Oil.** Remove the engine oil dipstick, wipe it clean, reinsert it and ensure the oil is near "Full." If it is low, top it off. Or, if your car is due for one, schedule an oil change before leaving.



3. **Transmission fluid.** Remove, clean and reinsert the transmission fluid dipstick. Look for red or pink color. If it is brown, change it, especially if you're towing a trailer.



4. **Antifreeze.** Check the coolant in the overflow tank. If it is low, refill it with the coolant/water mix described in your owner's manual.



5. **Air Filter.** Been a while since you changed the air filter? If so, it may be time to replace it.



6. **Tires.** Are your tires inflated properly? Inflate to the recommended level. Also, note the tread on your tires. If it is too worn, you may want to change them.